



ROCKY MOUNTAIN®  
H A R D W A R E  
HANDCRAFTED BRONZE ARCHITECTURAL HARDWARE

[www.rockymountainhardware.com](http://www.rockymountainhardware.com)



Since 1994,  
Rocky Mountain  
Hardware has  
handcrafted  
architectural  
hardware for  
discerning  
clients.



### Metals & Patinas

Rocky Mountain Hardware uses only the highest quality bronze to achieve our unique designs.



### The Process

The art of crafting molten bronze to fit the image in an artisan's mind begins with art-grade bronze ingots.



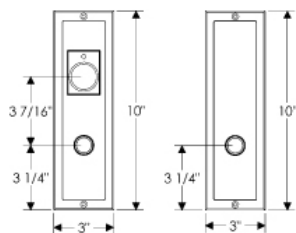
### Green

At Rocky Mountain Hardware, we believe that being environmentally responsible is part of our job.



## Designer Entry Set

## Designer Entry Set



### E118 / E116

3" x 10" escutcheons  
Shown with the L175 Bamboo lever  
in silicon bronze, light patina and chocolate leather.



Silicon Bronze Light (BL)



Chocolate Leather (CH)

#### Lockcase


American (ANSI) mortise type (110-0370\*AB)  
Handing : L / R non-reversible trim

#### Cylinder

m<sup>3</sup> mortise cylinder Z70

Door thickness	Cylinder length
2"	1-1/2" (10T5200)
> 2" to 2-1/4"	1-3/4" (10T5400)

Finish code : SB (US4)  
Construction key setup (2-Level)  
-3 first install keys  
-3 end-user keys




### G130 / G132

3-1/2" x 18" escutcheons  
Shown with the G650 7-1/2" Olympus grip  
in white bronze, brushed patina, and black leather.



White Bronze Brushed (WB)



Black leather (BK)

#### Lockcase

American (ANSI) Mortise Type (110-0670\*SS)  
Handing : L + R reversible trim


#### Cylinder

m<sup>3</sup> mortise cylinder Z70

Door thickness	Cylinder length
2"	1-1/2" (10T5200)
> 2" to 2-1/4"	1-3/4" (10T5400)

Finish code : SN (US15)  
Construction key setup (2-Level)  
-3 first install keys  
-3 end-user keys

## Briggs Entry Set



### E10830 / E10832

3" x 13" escutcheons  
Shown with the K10801 Sundial knob  
in silicon bronze, brushed patina.



Silicon Bronze Brushed (BB)

#### Lockcase

American (ANSI) Mortise Type (110-0170\*SS)  
Handing : L + R reversible trim

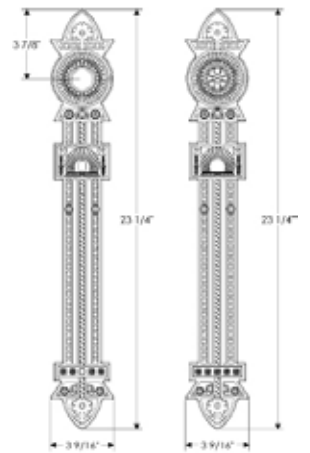
#### Cylinder

m<sup>3</sup> mortise cylinder Z70

Door thickness	Cylinder length
2"	1-1/2" (10T5200)
> 2" to 2-1/4"	1-3/4" (10T5400)

Finish code : SB (US4)  
Construction key setup (2-Level)  
-3 first install keys  
-3 end-user keys

## Briggs Entry Set



### G130 / G132

3-1/2" x 18" escutcheons  
Shown with the G650 7-1/2" Olympus grip  
in white bronze, brushed patina, and black leather.



White Bronze Medium (WM)

#### Lockcase

American (ANSI) Mortise Type (110-0670\*AB)  
Handing : L + R reversible trim

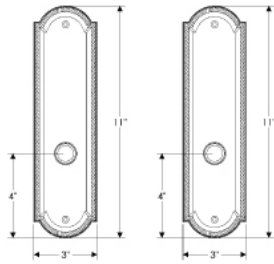
#### Cylinder

m<sup>3</sup> mortise cylinder Z70

Door thickness	Cylinder length
2"	1-1/2" (10T5200)
> 2" to 2-1/4"	1-3/4" (10T5400)

Finish code : AZ (US7)  
Construction key setup (2-Level)  
-3 first install keys  
-3 end-user keys

Ellis Entry Set



**E058 / E057**

3" x 13" escutcheons  
Shown with the L580 Maddox lever  
in silicon bronze, medium patina.



Silicon Bronze Medium (BM)

Lockcase

American (ANSI) Mortise Type (110-0370\*AB)  
Handing : L + R reversible trim

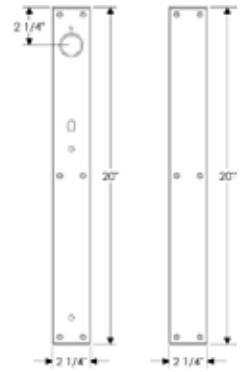
Cylinder

**m** mortise cylinder Z70

Door thickness	Cylinder length
2"	1-1/2" (10T5200)
> 2" to 2-1/4"	1-3/4" (10T5400)

Finish code : BZ (US10B)  
Construction key setup (2-Level)  
-3 first install keys  
-3 end-user keys

Metro Entry Set



**G233 / G231**

2-1/4" x 20" escutcheons  
Shown with the G254 10" Civic grip  
in silicon bronze, rust patina.



Silicon Bronze Rust (BR)

Lockcase

American (ANSI) Mortise Type (110-0670\*BK)  
Handing : L + R reversible trim

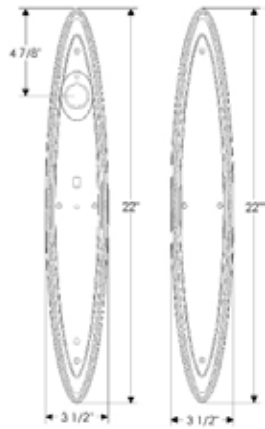
Cylinder

**m** mortise cylinder Z70

Door thickness	Cylinder length
2"	1-1/2" (10T5200)
> 2" to 2-1/4"	1-3/4" (10T5400)

Finish code : AZ (US7)  
Construction key setup (2-Level)  
-3 first install keys  
-3 end-user keys

Maddox Entry Set



**G581 / G582**

3-1/2" x 22" escutcheons  
Shown with the G570 7-1/2" Maddox grip  
in white bronze, medium patina.



White Bronze Medium (WM)

Lockcase

American (ANSI) Mortise Type (110-0670\*AB)  
Handing : L + R reversible trim

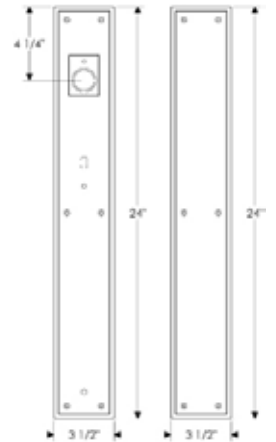
Cylinder

m<sup>3</sup> mortise cylinder Z70

Door thickness	Cylinder length
2"	1-1/2" (10T5200)
> 2" to 2-1/4"	1-3/4" (10T5400)

Finish code : BN (US15A)  
Construction key setup (2-Level)  
-3 first install keys  
-3 end-user keys

Stepped Entry Set



**G326 / G328**

3-1/2" x 24" escutcheons  
Shown with the G631 12" Helix grip  
in white bronze, medium patina.



White Bronze Medium (WM)

Lockcase

American (ANSI) Mortise Type (110-0670\*AB)  
Handing : L + R reversible trim

Cylinder

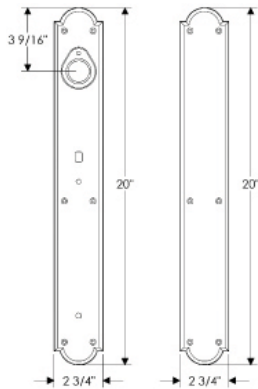
m<sup>3</sup> mortise cylinder Z70

Door thickness	Cylinder length
2"	1-1/2" (10T5200)
> 2" to 2-1/4"	1-3/4" (10T5400)

Finish code : BN (US15A)  
Construction key setup (2-Level)  
-3 first install keys  
-3 end-user keys

All entry sets intended for single leaf in-swing wooden door standard. Components for other door setups and thickness available upon request.  
所有門鎖適用於標準單扇內掩木門，其他大門設置或厚度之配件可按特別要求提供。

Arched Entry Set



**G761 / G762**

2-3/4" x 20" escutcheons  
Shown with the G606 7-1/2" Sun Valley grip  
in silicon bronze, dark patina.



Silicon Bronze Dark (BD)

Lockcase


American (ANSI) Mortise Type (110-0670\*BK)  
Handing : L + R reversible trim

Cylinder

m mortise cylinder Z70

Door thickness	Cylinder length
2"	1-1/2" (10T5200)
> 2" to 2-1/4"	1-3/4" (10T5400)

Finish code : BD (US20A)  
Construction key setup (2-Level)  
-3 first install keys  
-3 end-user keys



Rocky Mountain Hardware products let the deep beauty of bronze speak for itself. The photo shown here gives a close representation of the true appearance of these patinas, the various elements of time, touch, and climate work together with the bronze and the patina to create a unique hue.

每件Rocky Mountain Hardware 產品本身擁有一種獨特的青銅金屬物料，而這種天然的綠鏽色會隨著時間、人手觸摸和氣候等各種因素而改變，令每一件產品更顯獨一無二。



All entry sets intended for single leaf in-swing wooden door standard. Components for other door setups and thickness available upon request.  
所有門鎖適用於標準單扇內掩木門，其他大門設置或厚度之配件可按特別要求提供。



## Warranty

Rocky Mountain Hardware stands behind all of our bronze products with a lifetime guarantee on material and workmanship of the trim from the date of sale to the original user. Each piece of hardware is individually made-to-order, handcrafted, and hand-distressed where no two pieces are exactly alike. Combining the hand-applied patina process brings a desired aged appearance and texture. The patina finish applied to our bronze products is known as a “living finish” which means the color, sheen, and texture of the bronze will continually change and age with time, touch, climate and exposure to elements. Therefore, we do not provide warranty on the patina finish or leather of our products.

## 保養

Rocky Mountain Hardware 門鎖產品質素及工藝均獲得終身信譽保證，所有配件均由人手製作，保證每一件產品都是獨一無二的。產品經過天然綠鏽氧化過程，塑造出理想的外觀及質感，這種天然的青銅色稱為“living finish”，物料會隨著時間、人手觸摸和氣候等各種因素而不斷變化，因此我們未能為產品的顏色及皮革提供保證。



## Care + Cleaning

The desirable and inevitable quality of bronze is that it will change. There is no cleaner, wax, or polish that can stop this process. Ideally, the surface should not be treated with a cleaner. If necessary, however, it can be cleaned with mild soap, water, and non-abrasive cloth will help the hardware age gracefully. A high quality clear paste wax may also be applied to any patina to protect the finish.

## 護理 + 清潔

一件天然的銅製產品會隨時間改變，沒有清潔劑，蠟或拋光可以避免銅製產品自然氧化的過程。在理想的實際情況之下，產品表面無需清潔，如有需要，可以用溫和的肥皂和清水洗滌，再以柔軟的布抹乾便可。另外亦可使用銅鏽專用的膏蠟以保護產品的表面。

Rocky Mountain Hardware individually pours each piece of hardware using only the highest quality silicon and white bronzes.

[www.rockymountainhardware.com/how-its-made](http://www.rockymountainhardware.com/how-its-made)



Silicon Bronze Light (BL)



Silicon Bronze Medium (BM)



Silicon Bronze Dark (BD)



Silicon Bronze Rust (BR)



Silicon Bronze Brushed (BB)



White Bronze Light (WL)



White Bronze Medium (WM)



White Bronze Brushed (WB)



White Bronze Dark (WD)



We welcome made-to-order requests for design, patina or functions not shown in this booklet.  
歡迎訂造其他非在此目錄刊登之款式、面板或功能，詳情請與我們的銷售代表聯絡。

Authorized Agent **PLC** THE PLC GROUP

Unit A-D, 9/F, Gemstar Tower, 23 Man Lok Street, Hunghom, Hong Kong  
Customer Service Hotline : (852)2765 9667 Email : [plc@plc.com.hk](mailto:plc@plc.com.hk)